Max Load: 4T

Free Standing: 38.5m/26.5m/28.1m/170m

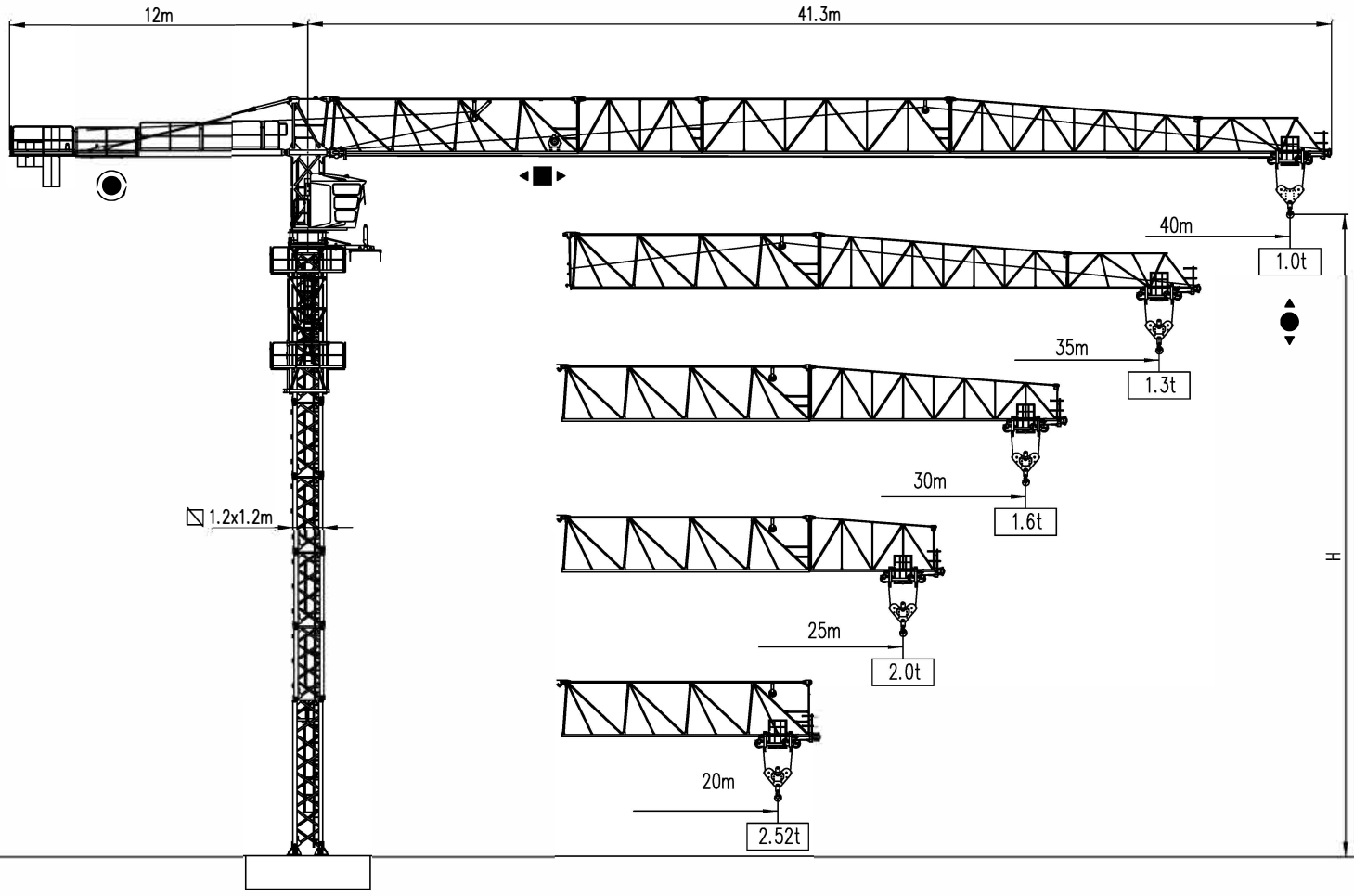

塔身截面 Mast ⧄ 1.2mx1.2m　　20-40m

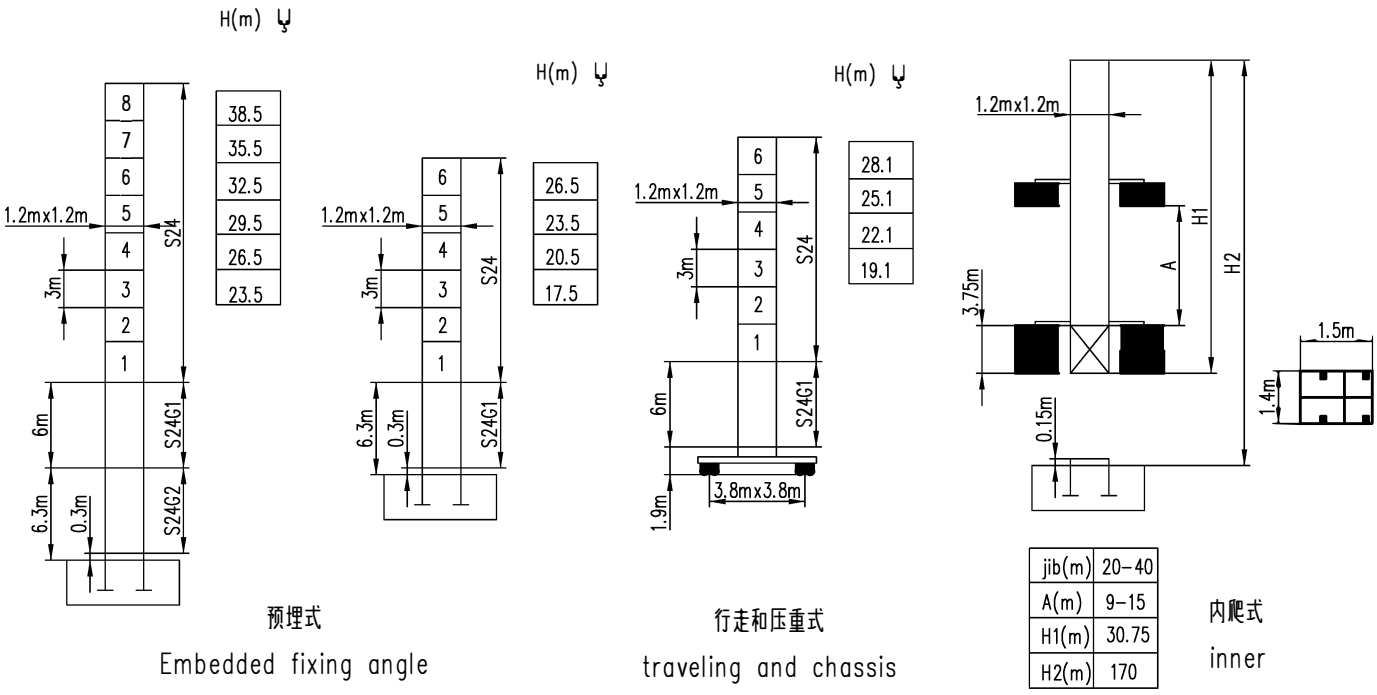

预埋式
Embedded fixing angle

行走和压重式
traveling and chassis

jib(m)	20-40
A(m)	9-15
H1(m)	30.75
H2(m)	170

内爬式
inner

载荷特性 Load diagrams

40m

	R(max)(m)	C(max)(t)	13	15	17	20	22	25	27	30	32	35	37	40	m
2	18.95	2.5	2.50	2.50	2.50	2.35	2.10	1.81	1.65	1.45	1.34	1.19	1.11	1.0	t
4	12.27	4.0	3.75	3.20	2.77	2.30	2.05	1.76	1.60	1.40	1.29	1.14	1.06	0.95	t

35m

	R(max)(m)	C(max)(t)	13	15	17	20	22	25	27	30	32	35	m
2	20.26	2.5	2.50	2.50	2.50	2.50	2.28	1.96	1.79	1.57	1.45	1.3	t
4	13.12	4.0	4.0	3.45	2.99	2.49	2.23	1.91	1.74	1.52	1.40	1.25	t

30m

	R(max)(m)	C(max)(t)	13	15	17	20	22	25	27	30	m
2	20.52	2.5	2.50	2.50	2.50	2.50	2.30	1.99	1.82	1.6	t
4	13.29	4.0	4.0	3.50	3.04	2.52	2.25	1.94	1.77	1.55	t

25m

	R(max)(m)	C(max)(t)	13	15	17	20	22	25	m
2	20.52	2.5	2.50	2.50	2.50	2.50	2.30	2.0	t
4	13.29	4.0	4.0	3.50	3.04	2.52	2.25	1.95	t

20m

	R(max)(m)	C(max)(t)	13	15	17	20	m
2	20	2.5	2.50	2.50	2.50	2.50	t
4	13.29	4.0	4.0	3.50	3.04	2.52	t

机构特性 Mechanisms specification											m	KW
起升 Hoisting		15IQ10	m/min	0-70		0-35		0-35		0-17.5	350	15
			t	1.0		2.0		2.0		4.0		
		QTJ4	m/min	70	35	10	35	17.5	4		350	15/15/4
			t	1.0	2.0	2.0	2.0	4.0	4.0			
变幅 Trolleying		2BDX40	m/min	17.5/35								2.4/1.5
回转 Slewing		RVF95 (PH02)	r/min	0-0.7								5.5
		HRZ55	r/min	0-0.7								5.5
电源 Power Supply				380V(±10%) /50Hz								

可变换的其它方式
Mounting Possibilities

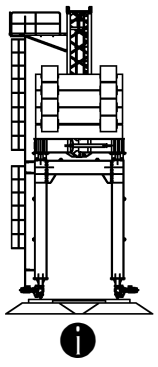



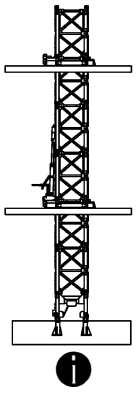

同我们协商
Consult us

此商业文件不承担法律责任，对于任何技术信息，请查阅相应说明书.